




630 NW Englewood Road  
Kansas City, MO 64118  
Phone (816) 453.2700  
Fax (816) 453.9943  
www.imaging4women.com

# Happy Thanksgiving!



Congratulations to the winners of Imaging for Women's Chiefs tickets giveaway, Rachele Sissel from Meritas Health Briarcliff and Katy Allenbaugh, NP from St. Luke's Multispecialty Clinic Shoal Creek

## Enter to win KC Chiefs Tickets!!!

Put your name in the hat for Chiefs tickets! Fax back this letter to 816/453-9943 to be entered.



Chiefs vs Cardinals  
November 11th, 2018 at Noon.



VS



Chiefs vs Ravens  
December 9th, 2018 at Noon.




Name \_\_\_\_\_

Practice \_\_\_\_\_

Email or phone \_\_\_\_\_

## Live Online Scheduling!

Imaging for Women now offers live online scheduling with our Self-Scheduler. This will allow patients the opportunity to schedule their screening mammograms directly from our website in real time! Visit our website at [www.imaging4women.com](http://www.imaging4women.com) or feel free to contact our office at 816/453-2700 for more details.



# We'll take care of you!

Mark J Malley, MD, DABR || Troy D Voeltz, MD, DABR || Allison H Zupon, MD, DABR

## Services Provided:

### Mammography:

- 2D/3D
- Digital with CAD

### Ultrasounds:

- Abdomen
- Breast
- Gallbladder
- Kidney
- Thyroid

- Lower Extremity: Arterial & Venous
- OB: Complete, Limited, & Biophysical Profile
- Pelvis
- Soft Tissue

- Sonohysterography
- Venous Doppler

- Osteoporosis Detection & Consultation
- Body Composition Analysis


### Lateral Spine Fracture Analysis

### Breast Biopsies:

- Ultrasound-guided
- Stereotactic
- Cyst Aspiration

## GET THE FACTS!

- 40 is the age at which women should start getting annual mammograms.
- 37% reduction in breast cancer deaths since mammography screening became widespread in 1990.
- 1 in 6 breast cancers occur in women ages 40-49.
- A woman has about a 1 in 8 chance of being diagnosed with breast cancer in her lifetime, according to the National Cancer Institute.
- 3 out of 4 women diagnosed with breast cancer have no family history of the disease.
- Another top risk factor for breast cancer: simply getting older. As you age, your risk of breast cancer goes up — most breast cancers are found in women age 55 and older.
- Thanks to new treatments and early detection, the five-year relative survival rate for women with breast cancer is about 90%!!!
- Women with dense breasts (more glandular and fibrous tissue and less fatty tissue) on mammograms have a risk of breast cancer that is about 1.5 to 2 times that of women with average breast density.



[www.MammographySavesLives.org](http://www.MammographySavesLives.org)

09.16

## Are There Changes At Your Practice?

Imaging for Women wants to hear from you!

Has your practice moved, expanded, or changed your phone or fax number? Have you added a new physician? Has one of your physicians left the practice? Please let us know!

IFW is dedicated to making sure we have the correct information for all the practices who refer patients to us as well as getting you patient reports as quickly as possible.

**Imaging For Women**  
**Phone: 816/453-2700**  
**Fax: 816/453-9943**

Don't forget to follow us on Facebook for the latest cancer care and healthcare news.